



District Report Card: 2017


State: Chhattisgarh	District: Sukma
Class: 8	Subject: Science
Schools: 41	Students: 796


Participation/Coverage


Students

<div>GENDER</div> <div></div>	Boys				Girls			
	Number		%		Number		%	
	392		49.25		404		50.75	

<div>AREA</div> <div></div>	Rural				Urban			
	Number		%		Number		%	
	667		83.79		129		16.21	

<div>CATEGORY</div> <div></div>	SC		ST		OBC		GEN	
	Number	%	Number	%	Number	%	Number	%
	14	1.76	652	81.91	92	11.56	38	4.77

<div>CWSN</div> <div></div>	LD	VI	HI	S&LD	ID	Oth
	4	5	2	3	1	4

<div>Management</div> <div></div>	Government				Government-aided			
	Number		%		Number		%	
	796		100.00		0		0.00	

Average Performance of Students in Science (%)

Overall	Gender		Area		Management		Social Group			
	Male	Female	Rural	Urban	Govt.	Aided	SC	ST	OBC	GEN
47.11	40.71	53.32	44.72	59.48	47.11	0.00	45.71	47.66	43.70	46.49

Performance on Learning Outcomes (LOs)

Learning Outcomes	Description	Average Performance(%)
SCI703	Classifies materials and organisms based on properties/characteristics	45.86
SCI704	Conducts simple investigation to seek answers to queries	38.21
SCI705	Relates processes and phenomenon with causes	41.36
SCI708	Measures and calculates e.g., temperature; pulse rate; speed of moving objects; time period of a simple pendulum, etc.	58.29
SCI710	Plots and interprets graphs	36.08
SCI711	Constructs models using materials from surroundings and explains their working	32.99
SCI801	Differentiates materials, organism and processes	53.12
SCI804	Relates processes and phenomenon with causes	54.38
SCI805	Explains processes and phenomenon	39.53
SCI807	Measures angles of incidence and reflection, etc.	50.38
SCI811	Applies learning of scientific concepts in day-to-day life	46.93
SCI813	Makes efforts to protect environment	65.45

Range of Performance of Students who Answered Correctly							
Below 30%		30% - 50%		50% - 75%		Above 75%	
Number	%	Number	%	Number	%	Number	%
196	24.62	247	31.03	257	32.29	96	12.06

Lowest Performing Learning Outcomes (LOs)

- 1 - Constructs models using materials from surroundings and explains their working (32.99)
- 2 - Plots and interprets graphs (36.08)
- 3 - Conducts simple investigation to seek answers to queries (38.21)
- 4 - Explains processes and phenomenon (39.53)
- 5 - Relates processes and phenomenon with causes (41.36)